



Letter From the
President:
January 31, 2006



Happy winter to all Kindergarten Association Members!

By the time you read this you will have returned from winter vacation and begun settling back into the school routine. As the cold Wisconsin winter winds continue to blow we are often trapped in our classrooms due to below zero temperatures. With that in mind, this month's newsletter is filled with ideas to beat the winter blues. Another new added feature is Book Talks by executive board members Sara Sprague and Sally Brys.

This month's newsletter also contains the minutes of the business meeting and fall conference information. All members should be receiving a tri-fold advertising the conference as well as each elementary school in the state. Please spread the word and encourage your colleagues to attend next year's conference.

Check out our website at www.wisconsinkindergartenassociation.com and add a tip or idea of how to beat the winter blues (send it me via email at ferris@lena.k12.wi.us). If your tip is selected you'll receive a new red WKA tote bag!

As a WKA member, you will continue to receive newsletters by email. If you do not wish to receive any further WKA information please email Secretary/Membership Officer Sally Brys at sbrys@lourdesdeperre.org to have your name removed from the email list. The Wisconsin Kindergarten Association does not share your information with any outside groups.

If you've got a great web page idea, please don't hesitate to email me at ferris@lena.k12.wi.us. I hope to see you next year as we welcome Linda Holliman for her presentation entitled "Teachin' Cheap!"

Sincerely,
Beth Ferris



W.K.A. Executive Board Minutes

Lynn Kison's Home

Oct.22, 2005

Those present: Jan Delano, Toni Durben, MaryKay Hedtke, Maryann Woelfel, Sara Sprague, Sally Brys, Beth Ferris, Lynn Kison, and Kathy Schill.

The Meeting began at 12:45.

The minutes were read. Jan made a motion to approve and MaryKay seconded.

The treasurer's report was read. We have \$10,448.63 in checking and \$2,253.24 in savings. Sara made a motion that it be accepted and MaryKay seconded it. A suggestion was made to look into getting a \$5,000 short term CD for part of the money in the checking account.

Old Business:

1. Conference Evaluations: The evaluations were read from the conference attendees. Most were positive. The board responded to a questionnaire from the hotel. We were extremely pleased with the service this year.
2. Website: The Board will contribute 4 times a year to a newsletter. The article will be due the first of October, January, April and July. The newsletter will be sent to members via email and posted on the website.
 - a. Jan.- Please send to Beth a craft and tip for surviving the winter blahs.
 - b. April- Spring idea and tip for easing the end of the year rush.
 - c. July- beginning of the year tip and WKA conference info.
 - d. Sally and Sara will provide book talks for the newsletter.
3. 2006 Committees: (Chairmen for this year's committees are asked to document their activities to make it easier for future chairmen to do the job.- Please email this to Beth)
 - a. Centerpieces- Jan Delano
 - b. Folders and Registration: Sally Brys
 - c. Speaker- MaryKay Hedtke
 - d. Vendors- Sara Sprague
 - e. Advertising-Toni Durben and MaryKay Hedtke
 - f. Door Prizes- Lynn Kison
 - g. Art Displays- MaryAnn Woelfel and entire board
 - h. Fall Decorations- Kathy Schill
 - i. Food Service- Beth Ferris
4. Donation: The Lena School district allowed us to print and fold our trifolds for last year and this year. We will donate tack stripping for their school.(approximate cost-\$366)
5. Student Liaison: Beth will contact someone to be a go between for us with the colleges.
6. Executive Board Member Interest Form- tabled until the next meeting.
7. By-laws signing: The board members signed the revised by-laws that were passed at the general meeting at the 2005 conference.

New Business:

1. Jan found a speaker for the 2007 conference. Kim Adsit will come.
2. Next meeting: Mary Kay Hedtke's home on April 8.
3. The Board addressed all the trifolds to advertise the 2006 conference. They will be sent at the end of Jan.

The meeting adjourned at 2:05

Respectfully submitted,


Sally Brys

Tips for Beating the Winter Blues:

If you have a great winter idea send it to ferris@lena.k12.wi.us by January 31. If your tip is selected you'll receive a WKA tote bag!



Tip from Mary Kay Hedtke: Read the new Caldecott winning book:
Hello Goodbye Window by Norton Juster illustrated by Chris Raschka



Nanna and Poppy have a perfect window at the kitchen to say both hello and goodbye. During her overnight stay with her grandparents, she has a harmonica serenade, a bike ride and a nap. Bright rainbow story about a girl and her loving family. For preschool through grade one.

Tip from from Lynn Kison: We are discussing "winter" right now.

Day 1 Do a KWL chart

Day 2 Discuss how ice is formed. Find ice out on the playground.
Discuss snow. Bring snow in from the playground. Use a magnifying glass to see the crystals.

Make snowflakes using white zerox paper or colored tissue paper.

Use snowflakes for bulletin board. Use caption: Just like snowflakes, we are special.

Day 3 Read "Snowballs" by Lois Ehlert. Send home 3 different sized white circles.
Have the children and their family create a "snowperson". Add these to the bulletin board with snowflakes.

Day 4 Make a classbook entitled: My snowflake reminds me of_____.
Use coffee filter dipped in food coloring. Cut to make a snowflake. Glue to blue paper.
Brush with a water and epsom salts. Have the children fill in the blank.

Day 5 Weather permitting have the children bring their sleds for an outdoor winter party.
If there is no snow, I have already had an indoor snowball fight. I divide the class into 2 teams. I make paper snowballs ahead of time and put them in buckets. I usually write vocabulary words or letters and numbers on the paper. We have a ball throwing the snowballs at each other. When it's time to quit each team picks up the "snowballs", puts them in their bucket and sit in a circle. We take turns reading the words or saying the letter or number. It's great fun and you also stay warm and dry.
Make hot chocolate and cinnamon toast for an indoor winter party.
Watch "Frosty the Snowman".

Tip from Sara Sprague

**We've been talking about the arctic and antarctic regions. I bought the game Don't Break the Ice. This game is a good hand/eye coordination game and it reinforces taking turns.

**To break the winter blues have a beach day. Everyone can dress in their favorite shorts, hats, shades, etc. Get out the sand table to dig for treasure (small stones) and

**Die-cut some mittens and make a memory game to reinforce rhyming words or sight words.

**Take a break from the routine on the next snowy day to make a class snowman. When finished write step by step directions on how to build a snowman with your class.

Tip from Jan Delano: SNOWMAN HANGMAN (flannelboard game)

This is a game my students love to play during the winter! I don't recall where I found the idea. However, it may have been in an old issue of the MAILBOX MAGAZINE. Anyway, I use it for recognizing names, sight words, etc.

* Use a flannelboard (can be any size)

* Cut out various felt pieces necessary to build a snowman . (Ex: 3 circles for body; black circles for eyes, mouth, & buttons; 2 scarf pieces; nose; & hat) (arms are optional!)

* Think of a name or word that you want them to guess.

* Draw a line for each letter of the "mystery" word. (I use a marker board easel, so I can write on that and still have my smaller flannelboard to build the snowman.)

* Have the students guess letters of the word/name.

* Put the snowman together, when they guess a letter that is not in your word.

You can also start with your snowman already built, then dismantle it (or "watch it melt away!") You could take any seasonal object and do the same thing. (Ex.: Apple tree, Jack-o'lantern, Turkey, Christmas tree or Menorah, etc.) In the beginning of the year, I would just use student names, unless you have an exceptional class and they already know sight words. Have fun!

Tip from Kathy Schill:

Read the gingerbread boy, the gingerbread man, gingerbread baby(Jan Brett). Any versions of this story. Act them out using characters that you can copy from the book. Glue them to tagboard and laminate. Attach clothespins to the end of yarn or string. Then attach each character to the clothespins and put it around the child's neck who is to act out the part of the story as you tell it.

This can be done with any story you wish. Also you can compare and contrast different versions of the story.

As a little art activity, make some gingerbread man tracers about the size of a grocery bag folded in half. Take grocery bags and cut down one side so you can fold them in half with the writing to the inside. Staple on the 4 sides of the bag. Have the children trace the gingerbread man onto the bag and cut him out making sure they are cutting out both sides of the bag and that at least part of the man is held together by a staple. The teacher staples all away around the man, but leaves a part not stapled so later the children can stuff him with a sheet of newspaper. First they have to use white paint to frost him on one side. After he is dry, they stuff him and staple him shut.

Tip from Sally Brys: Winter Project: Snow Shovels



Materials: 9x12 piece of dark blue construction paper, Q tips, white paint, 12x4 strip of brown paper and a 6x4 piece of gray paper.

Procedure: Have the children draw an outdoor scene on the blue paper. Then add snow with Q tips and white paint. Cut a square hole in the gray paper to make a handle (we do it for the kids). The children glue the handle and brown strip together and add it to their snow picture to make a snow shovel. We hang them from the ceiling .

Beating the Winter Blahs: On indoor recess days we get out the exercise audio tapes and do some extra exercises. I also try to do our dinosaur unit at the end of January. the children love the topic.

Tip from Beth Ferris: Winter Moonlight School

K-1 teachers in Lena get together to plan a winter fun night for children and their families. We ask participants to wear their pajamas and join us for an evening filled with winter fun. We read bedtime stories in our own classrooms and allow families to choose 2 or 3 projects to participate in that evening.

We also provide ingredients for families to prepare bedtime snacks. This month we are making hot chocolate and warm tortilla cutouts. (Use winter cookie cut outs to make shapes on flour tortillas. Spread with butter and sprinkle with cinnamon and sugar. Microwave for a few seconds. Yum!)

One of this month's crafts include snowman baskets made from milk cartons with pom balls glued on the sides and a pipe cleaner twisted across the top as a handle. The face is glued onto the covered milk carton using wiggle eyes, foam carrot noses and black foam pieces for the mouth.





New Web sites

ALPHABET GAMES

<http://www.playkidsgames.com/alphabetGames.htm>

9 different games featuring the alphabet

BRAIN ALPHABET

<http://faculty.washington.edu/chudler/alpha.html>

See the letters of the alphabet in a brain and spell your name at the bottom!

MATH GAMES

<http://www.playkidsgames.com/mathGames.htm>

Various games for practicing math skills

SOCIAL STUDIES JIGSAWS

http://www.playkidsgames.com/problem_solveGames.htm

Geography jigsaws from around the world

SESAME STREET

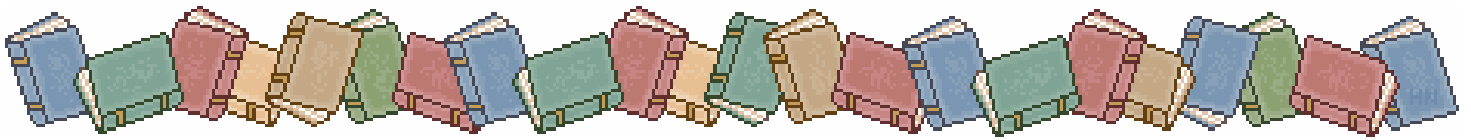
<http://www.sesameworkshop.org/sesamestreet/?scrollerId=games>

Alphabet letter games and counting in Spanish

DENISE FLEMING

<http://www.denisefleming.com/pages/activityindex.htm>

Printable activities to go with this author's great books



BOOK TALKS



Mrs. Wishy-Washy's Christmas, by Joy Cowley
If you use the famous Mrs. Wishy-Washy books, your children will love this latest one. Mrs. Wishy-Washy gets out her tub to get the animals washed up for Christmas. They balk at the cold icy tin tub and decide to use her tub instead. The whole story is told in wonderful rhyming

language.

Snowmen at Night, by Caralyn Buehner


Nobody knows for sure what snowmen do while we sleep, but this book gives some great ideas. This richly illustrated book tells the nighttime adventures snowmen have with each other. Hidden pictures make it a great quiet read too.



I Love Words, Barbara Barbieri McGrath
Every child loves the conversation hearts that appear around Valentine's Day. This book uses the hearts to explore the ABC's, vowels, consonants, sight words, rhyming words, colors, animal sounds, and many other concepts. There's something for everyone to enjoy and explore in this delicious book.

Five Little Chicks, Nancy Tafuri

Tafuri's latest book comes with gentle farm illustrations and perfect text for the emerging reader. The repetitive text will make this counting book a classroom favorite for



Tacky and the Winter Games, Helen Lester Tacky and his outrageous antics are back for all to enjoy as we gear up for the Olympics. Tacky and his penguin friends begin to train for bobsledless racing, ski jumping, and speed skating with the unique style and enthusiasm we expect from Tacky.

COMING TO THE
WISCONSIN KINDERGARTEN CONFERENCE

SEPTEMBER 16TH, 2006

STEVENS POINT, WI

COUNTRY SPRINGS HOTEL

(formerly the Holiday Inn)

CALL 715-341-1340 OR 1-800-998-2311

LINDA HOLLIMAN

an educator for 30+ years who has authored many books for teachers

“Teachin’ Cheap”

This workshop is full of ideas organized A to Z...

A if for accountability and ABC Order.

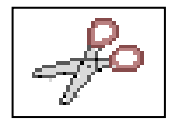
B is for Borders and beans.

X is for...you’ll have to join us for the day to find out what X stands for and I guarantee you won’t be disappointed.

Ideas cover all curriculum areas, centers, management and organization.




**You will listen, learn and be actively
so please bring scissors, tape and markers!**



Visit vendor booths to see the latest in classroom supplies!

Conference Cost - \$75.00 or \$80.00 after September 1st

(includes continental breakfast, lunch and WKA membership)



Contact Jan Delano
PO Box 293
Lena, WI, 54139
delano@ez-net.com

Or register online at:

www.wisconsinkindergartenassociation.com





WISCONSIN KINDERGARTEN ASSOCIATION

17TH Annual Fall Conference

September 16th, 2006 Country Springs Hotel, formerly the Holiday Inn – Stevens Point, WI

REGISTRATION FORM (Please feel free to copy this form for other teachers to use.)

Please print

Name: _____

Home Address: _____ City/State/Zip: _____, _____

Home Phone: (____) _____ - _____ Home e-mail: _____

School Name: _____ School Address: _____

City/State/Zip: _____, _____ School Phone: (____) _____ - _____

School e-mail: _____

Saturday's Schedule

7:00 – 3:00 PM Vendor Exhibits Open/Art Display

7:00 – 8:15 AM Registration

7:30 – 8:30 AM Early Bird Vendor Presentations

8:30 – 9:00 AM Annual Business Meeting

9:00 – 11:00AM Teachin' Smart -Linda Holliman

11:30 – 12:30 PM Lunch

1:00 – 3:00 PM Teachin' Smart-Linda Holliman

3:30 Vendors leave

Registration Fees before September 1st:

_____ \$35.00 Convention (For retired teachers, undergraduate students and current student teachers)

_____ \$75.00 Convention

Registration Fees after September 1st and for all walk – in - registrations:

_____ Members and Regular Nonmembers - \$80.00 Convention Fee after September 1st and for all walk-in registrations

_____ Students - \$40.00 Convention Fee after September 1st and for all walk-in-registrations

_____ Total paid (Make check out to W.K.A.) Personal Check #: _____

Purchase order attached. Purchase Order #: _____

Purchase order sent by district office. Purchase Order #: _____

Checks payable to: Wisconsin Kindergarten Assoc. (W.K.A.)

Please use the memo line on your check. Example: W.K.A. convention

Send check / form to: Janice Delano, W.K.A.Treas.

P.O. Box 293
Lena, WI 54139

Country Springs Hotel, (formerly the Holiday Inn)
715-341-1340 or 1-800-998-2311

Please visit our new and developing website:

www.wisconsinkindergartenassociation.com